



OREGON
DEPARTMENT OF
EDUCATION

Oregon achieves... together!


OREGON AT-A-GLANCE DISTRICT PROFILE

Monroe SD 1J

SUPERINTENDENT: Bill Crowson | 365 N Fifth St, Monroe 97456 | 541-847-6292


2017-18

Students We Serve




DEMOGRAPHICS


American Indian/Alaska Native




Asian




Black/African American




Hispanic/Latino



Multiracial



Native Hawaiian/Pacific Islander



White



16%

Ever English
Learners



4

Languages
Spoken

15%

Students
with
Disabilities

96%

Required
Vaccinations

42%

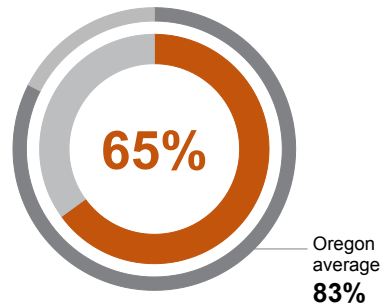
Free/
Reduced
Price Lunch

*Not enough students

Start Strong

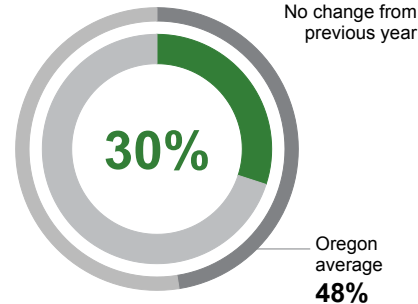
Grades K-2 REGULAR ATTENDERS

Students who attended more than 90% of their enrolled school days.



Grade 3 ENGLISH LANGUAGE ARTS

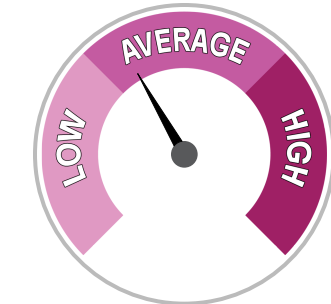
Students meeting state grade-level expectations.



Academic Progress

Grades 3-8 INDIVIDUAL STUDENT PROGRESS

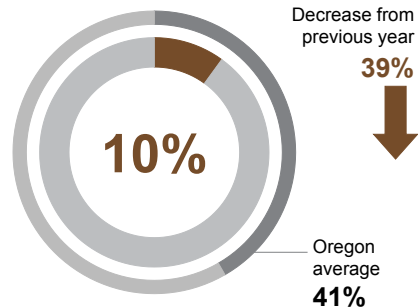
Year-to-year progress in English language arts and mathematics.



High School Success

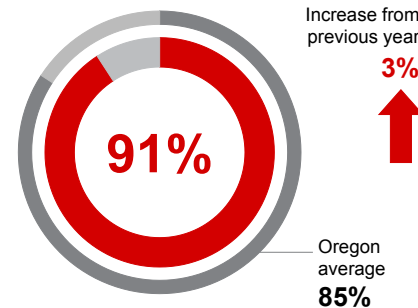
Grade 8 MATHEMATICS

Students meeting state grade-level expectations.



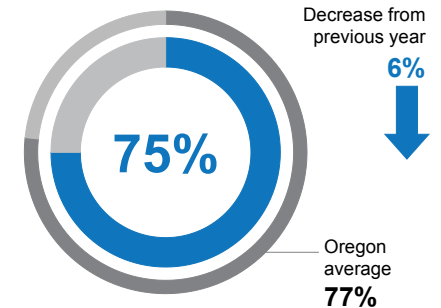
Grade 9 ON-TRACK TO GRADUATE

Students earning one-quarter of graduation credits in their 9th grade year.



Grade 12 ON-TIME GRADUATION

Students earning a diploma within four years.



District Goals

The Monroe School District Board identified three priority areas for our schools:

- Improve School District Facilities
 - Complete bond projects on time and on budget
 - Communicate with board and stakeholders regarding plans and progress
- Increase Student Enrollment
 - Expand/Improve Career and Technical opportunities
 - Increase community involvement, communication and student voice
- Increase Student Achievement in Reading and Math
 - Focus initiatives and develop coherent professional development plans
 - Use data to drive instructional decisions

State Goals

The Oregon Department of Education is working in partnership with school districts and local communities to ensure a 90% on-time, four year graduation rate by 2025. To progress toward this goal, the state will prioritize efforts to improve attendance, invest in implementing culturally responsive practices, and promote continuous improvement to close opportunity and achievement gaps for historically and currently underserved students.



OREGON
DEPARTMENT OF
EDUCATION

Oregon achieves... together!

OREGON AT-A-GLANCE DISTRICT PROFILE CONTINUED

Monroe SD 1J

SUPERINTENDENT: Bill Crowson | 365 N Fifth St, Monroe 97456 | 541-847-6292

2017-18

Our Staff



3

Administrators



27

Teachers



15

Educational
assistants



1

Counselors



3

Librarians



\$12,776

Average per pupil
spending



Teacher Experience

Coming in 2018-19

Outcomes

Grades K-2 REGULAR ATTENDERS

American Indian/Alaska Native	Not enough students
Asian	Not enough students
Black/African American	Not enough students
Hispanic/Latino	61%
Multiracial	Not enough students
Native Hawaiian/Pacific Islander	Not enough students
White	66%
Free/Reduced Price Lunch	56%
Ever English Learner	71%
Students with Disabilities	Not enough students
Migrant	Not enough students
Talented and Gifted	Not enough students
Female	66%
Male	63%

Grade 8 MATHEMATICS

American Indian/Alaska Native	Not enough students
Asian	Not enough students
Black/African American	Not enough students
Hispanic/Latino	Not enough students
Multiracial	Not enough students
Native Hawaiian/Pacific Islander	Not enough students
White	15%
Free/Reduced Price Lunch	Not enough students
Ever English Learner	Not enough students
Students with Disabilities	Not enough students
Migrant	Not enough students
Talented and Gifted	Not enough students
Female	6%
Male	14%

Grade 3 ENGLISH LANGUAGE ARTS

Not enough students
Not enough students
Not enough students
Not enough students
Not enough students
Not enough students
33%
33%
Not enough students
Not enough students
Not enough students
Not enough students
19%

Grade 9 ON-TRACK TO GRADUATE

Not enough students
Not enough students
Not enough students
Not enough students
Not enough students
Not enough students
88%
92%
Not enough students
Not enough students
Not enough students
Not enough students
93%
89%

Grades 3-8 INDIVIDUAL STUDENT PROGRESS

Not enough students
Not enough students
Not enough students
Low
Not enough students
Not enough students
Average
Low
Coming in 2018-19
Average
Coming in 2018-19
Coming in 2018-19
Coming in 2018-19
Coming in 2018-19

Grade 12 ON-TIME GRADUATION

Not enough students
Not enough students
Not enough students
83%
Not enough students
Not enough students
73%
69%
80%
67%
Not enough students
100%
100%
63%