

FROM THE PRINCIPAL

Dear Parents and Community Members,

We are very excited to begin the 2016-2017 school year with a new music program, science lab, and two new classrooms. Within the walls of Monroe Grade School, students have access to a learning environment that is rich in creativity, differentiation, and a commitment to a growth mindset. Instructionally, our team will continue to improve upon the instructional strategies we already use in the classroom. Teachers are focused on active participation, keeping students engaged in learning, and developing routines that are efficient and encourage student achievement.

In our second year of implementing our new ELA grades K-6 curriculum, our teachers are focused on instructional strategies

that provide students numerous opportunities to problem solve, talk together, and discover learning through inquiry. This year we are looking forward to the implementation of a new ELA curriculum in grades 7-8.

Monroe Grade School continues to build upon partnerships with our parents, the community, the Monroe Library, OSU, 4-H, the Lane Arts Council, Strengthening Rural Families and more.

Thank you,

Principal | Kathi Holvey

SCHOOL PROFILE

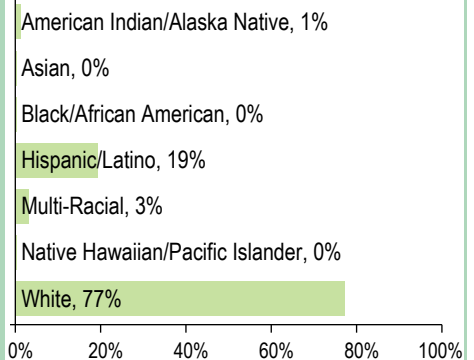
ENROLLMENT 2015-16	316
K-3	142
4-5	67
6-8	107

MEDIAN CLASS SIZE	School	Oregon
Self-Contained	21.0	25.0
Departmentalized	18.0	25.0

SELECTED DEMOGRAPHICS

Economically Disadvantaged	51%
Students with Disabilities	16%
Ever English Learner	12%
Different Languages Spoken	3
Regular Attenders	77.9%
Mobile Students	20.5%

STUDENTS



IMMUNIZATION RATES

Percent of students with all required vaccines: 98 (Visit www.healthoregon.org/immdata for more information.)

Percent of students without all required vaccines: 2

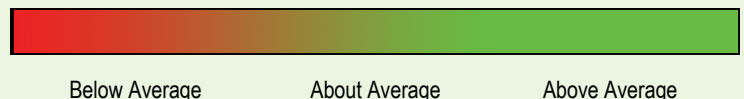
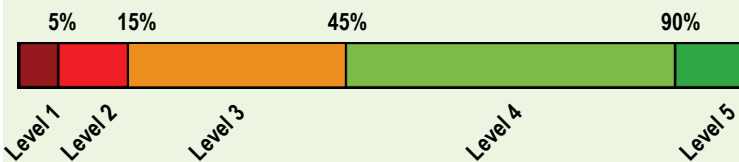
(This value includes students with medical exemptions, nonmedical exemptions, no immunization records, or up-to-date but incomplete immunization records.)

*, <5, and >95 are displayed when data are unavailable or to protect student confidentiality.

*** indicates that this school offered lunch at no charge to all students.

OVERALL SCHOOL RATING

Given the recent passage of the Every Student Succeeds Act (ESSA) and the expiration of Oregon's ESEA flexibility waiver on August 1, 2016, the State of Oregon will not assign ratings (i.e., overall and comparison school ratings) to schools for the 2015-16 school year.



PROGRESS ARE STUDENTS MAKING ADEQUATE GAINS OVER TIME?

SCHOOL PERFORMANCE

Performance of students enrolled in the school for a full academic year

Did at least 95% of the students at this school take required assessments? Yes No, Interpret Results with Caution
Participation rate criteria are in place to ensure schools test all eligible students.

The Smarter Balanced and alternate assessments have four performance levels where levels 3 and 4 are meeting the standard for school and district accountability.

See report cards from previous years to view historical OAKS performance data.

	School Performance (%)			School Performance (%)	Oregon Performance (%)	Like-School Average (%)
	2012-13	2013-14	2014-15	2015-16	2015-16	2015-16
English Language Arts (Administered statewide in grades: 3-8, 11)				Level 1	Level 2	Levels 3 & 4
All students in tested grades	2014-15 was the first operational year of the new English language arts assessment.			42.9 31.3 25.8	46.8 32.3 21.0	54.5 22.4 23.1
Mathematics (Administered statewide in grades: 3-8, 11)				Level 1	Level 2	Levels 3 & 4
All students in tested grades	2014-15 was the first operational year of the new mathematics assessment.			33.3 31.8 34.8	35.5 32.8 31.7	43.9 28.0 28.1
Science (OAKS) (Administered statewide in Grades: 5, 8, 11)				Did not meet	Met	Exceeded
All students in tested grades	>95	88.2	81.1	83.9	65.2	68.2
	* * <5	18.4 69.7 11.8	13.5 67.6 18.9	9.7 74.2 16.1	13.8 51.5 34.8	10.4 57.8 31.8

Visit www.ode.state.or.us/go/data for additional assessment results.

*, <5, and >95 are displayed when the data must be suppressed to protect student confidentiality.

OUTCOMES FOR KEY STUDENT GROUPS AT THIS SCHOOL COMPARED TO THE SAME GROUPS STATEWIDE

STUDENT GROUP OUTCOMES

	School Performance (%)	Oregon Performance (%)	Like-School Average (%)	School Performance (%)	Oregon Performance (%)	Like-School Average (%)	School Performance (%)	Oregon Performance (%)	Like-School Average (%)
Economically Disadvantaged				American Indian/Alaska Native			Native Hawaiian/Pacific Islander		
Eng. Lang. Arts	34.9	42.3	45.0	Eng. Lang. Arts	*	37.2	45.5	Eng. Lang. Arts	*
Mathematics	19.3	31.3	36.5	Mathematics	*	26.9	35.9	Mathematics	*
Science	81.8	54.6	62.6	Science	*	50.1	45.5	Science	*
English Learners				Asian				White	
Eng. Lang. Arts	31.6	33.0	27.3	Eng. Lang. Arts	*	72.7	53.7	Eng. Lang. Arts	50.7
Mathematics	10.5	24.2	19.4	Mathematics	*	69.0	46.3	Mathematics	39.7
Science	*	38.4	36.8	Science	*	74.6	82.4	Science	88.0
Students with Disabilities				Black/African American				Female	
Eng. Lang. Arts	26.7	22.6	21.8	Eng. Lang. Arts	*	32.9	56.3	Eng. Lang. Arts	48.3
Mathematics	10.0	18.4	18.7	Mathematics	*	21.1	21.9	Mathematics	33.3
Science	62.5	34.9	40.2	Science	*	38.8	80.0	Science	89.3
Migrant				Hispanic/Latino				Male	
Eng. Lang. Arts	*	27.8	21.1	Eng. Lang. Arts	28.1	36.8	38.2	Eng. Lang. Arts	45.5
Mathematics	*	19.8	26.3	Mathematics	18.8	25.8	29.2	Mathematics	37.4
Science	*	34.8	33.3	Science	50.0	44.3	46.3	Science	79.4
Talented and Gifted				Multi-Racial					
Eng. Lang. Arts	*	95.4	91.4	Eng. Lang. Arts	50.0	59.0	58.4		
Mathematics	*	94.6	>95	Mathematics	16.7	47.4	48.4		
Science	*	97.5	93.1	Science	*	69.5	81.0		

*, <5, and >95 are displayed when the data must be suppressed to protect student confidentiality.

CURRICULUM & LEARNING ENVIRONMENT WHAT IS THIS SCHOOL DOING TO IMPROVE STUDENT LEARNING AND TO PREPARE STUDENTS FOR THE FUTURE?

SCHOOL READINESS

- Work collaboratively with local preschool programs
- School Based Health Clinic
- Collaborative Partnership with Benton County Health Department
- Collaborative Partnership with Trillium Family Services, Inc.
- Strengthening Rural Families
- Free Breakfast Program
- School-wide Positive Behavior Support Program (PBIS)

ACADEMIC SUPPORT

- Response to Intervention
- ELL
- Homework Club
- School-wide Title I

ACADEMIC ENRICHMENT

- Field-Trips Related to Academics
- Forest Camp
- Variety of Middle School Electives
- K-8 Music
- SMILE Club
- Robotics

EXTRA-CURRICULAR ACTIVITIES/ AFTER SCHOOL PROGRAMS

- Kindergarten Jumpstart
- 5th-8th Grade Athletics (football, volleyball, basketball, track, cross country, etc.)
- Oregon Battle of the Books (new 2016-17)

Data and information in the Curriculum and Learning Environment section were provided by local schools and districts, and were not verified by the Oregon Department of Education.