



OREGON  
DEPARTMENT OF  
EDUCATION

Oregon achieves... together!


# OREGON AT-A-GLANCE SCHOOL PROFILE

## Monroe Grade School

PRINCIPAL: Kathi Holvey | GRADES: K-8 | 600 Dragon Dr, Monroe 97456 | 541-847-5139


2020-21

### Students We Serve




### DEMOGRAPHICS


#### American Indian/Alaska Native



#### Asian




#### Black/African American




#### Hispanic/Latino



#### Multiracial



#### Native Hawaiian/Pacific Islander



#### White



**18%**

Ever English  
Learners



**3**

Languages  
Spoken

**13%**

Students  
with  
Disabilities

**99%**

Required  
Childhood  
Vaccinations

**>95%**

Free/  
Reduced  
Price Lunch

\*<10 students or data unavailable

### Special Note

The At-A-Glance School and District profiles tell a story about Oregon's schools and districts. The story is harder to tell this year as the COVID-19 pandemic significantly impacted our schools and the data we collect. As a result, statewide assessment and attendance data cannot be compared to prior years and are not shown here. We have included links to our website where you can view the 2020-21 statewide assessment and attendance data and read a detailed description of how these data were impacted. We're thankful for your partnership as we focus on care, connection and the creation of safe, inclusive and supportive learning environments.

### Academic Success

#### ENGLISH LANGUAGE ARTS

Students meeting state grade-level expectations.

For 2020-21 English Language Arts data please visit:

[www.oregon.gov/ode/schools-and-districts/reportcards/reportcards/Pages/Statewide-Assessment-Results-2021.aspx](http://www.oregon.gov/ode/schools-and-districts/reportcards/reportcards/Pages/Statewide-Assessment-Results-2021.aspx)

### School Environment

#### REGULAR ATTENDERS

Students who attended more than 90% of their enrolled school days.

For 2020-21 Regular Attenders data please visit:

[www.oregon.gov/ode/schools-and-districts/reportcards/reportcards/Pages/Regular-Attenders-2021.aspx](http://www.oregon.gov/ode/schools-and-districts/reportcards/reportcards/Pages/Regular-Attenders-2021.aspx)

#### MATHEMATICS

Students meeting state grade-level expectations.

For 2020-21 Mathematics data please visit:

[www.oregon.gov/ode/schools-and-districts/reportcards/reportcards/Pages/Statewide-Assessment-Results-2021.aspx](http://www.oregon.gov/ode/schools-and-districts/reportcards/reportcards/Pages/Statewide-Assessment-Results-2021.aspx)

### Academic Progress

#### INDIVIDUAL STUDENT PROGRESS

Year-to-year progress in English language arts and mathematics.

Data not available in 2020-21

#### SCIENCE

Students meeting state grade-level expectations.

For 2020-21 Science data please visit:

[www.oregon.gov/ode/schools-and-districts/reportcards/reportcards/Pages/Statewide-Assessment-Results-2021.aspx](http://www.oregon.gov/ode/schools-and-districts/reportcards/reportcards/Pages/Statewide-Assessment-Results-2021.aspx)

### School Goals

\*Information was not submitted for this section.

### State Goals

The Oregon Department of Education is partnering with school districts and local communities to ensure a 90% on-time, four year graduation rate by 2025. To progress toward this goal, the state will prioritize efforts to improve attendance, provide a well-rounded education, invest in implementing culturally responsive practices, and promote continuous improvement to close opportunity and achievement gaps for historically and currently underserved students.

### Safe & Welcoming Environment

\*Information was not submitted for this section.



OREGON  
DEPARTMENT OF  
EDUCATION

Oregon achieves... together!

# OREGON AT-A-GLANCE SCHOOL PROFILE CONTINUED

## Monroe Grade School

2020-21

### Outcomes

#### Our Staff (rounded FTE)



**14**

Teachers



**8**

Educational  
assistants



**0**

Counselors/  
Psychologists



**76%**

Average teacher  
retention rate



**73%**

% of licensed teachers  
with more than 3 years  
of experience



**Yes**

Same principal in  
the last 3 years

#### REGULAR ATTENDERS

American Indian/Alaska Native  
Asian  
Black/African American  
Hispanic/Latino  
Multiracial  
Native Hawaiian/Pacific Islander  
White  
Free/Reduced Price Lunch  
Ever English Learner  
Students with Disabilities  
Migrant  
Homeless  
Talented and Gifted  
Female  
Male  
Non-Binary

#### ENGLISH LANGUAGE ARTS

#### MATHEMATICS

### About Our School

#### BULLYING, HARASSMENT, AND SAFETY POLICIES

\*Information was not submitted for this  
section.

#### EXTRACURRICULAR ACTIVITIES

\*Information was not submitted for this  
section.

#### PARENT ENGAGEMENT

\*Information was not submitted for this  
section.

#### COMMUNITY ENGAGEMENT

\*Information was not submitted for this  
section.