



OREGON
DEPARTMENT OF
EDUCATION

Oregon achieves... together!

OREGON AT-A-GLANCE SCHOOL PROFILE

Monroe High School

PRINCIPAL: Beau Sisneros | GRADES: 9-12 | 365 N Fifth St, Monroe 97456 | 541-847-5161


2020-21

Students We Serve




DEMOGRAPHICS


American Indian/Alaska Native




Asian




Black/African American




Hispanic/Latino



Multiracial



Native Hawaiian/Pacific Islander



White



15%

Ever English
Learners



3

Languages
Spoken

19%

Students
with
Disabilities

97%

Required
Childhood
Vaccinations

>95%

Free/
Reduced
Price Lunch

*<10 students or data unavailable

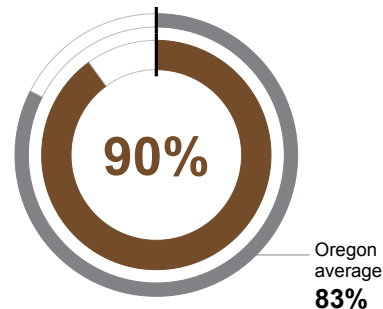
Special Note

The At-A-Glance School and District profiles tell a story about Oregon's schools and districts. The story is harder to tell this year as the COVID-19 pandemic significantly impacted our schools and the data we collect. As a result, statewide assessment and attendance data cannot be compared to prior years and are not shown here. We have included links to our website where you can view the 2020-21 statewide assessment and attendance data and read a detailed description of how these data were impacted. We're thankful for your partnership as we focus on care, connection and the creation of safe, inclusive and supportive learning environments.

Academic Success

ON-TIME GRADUATION

Students earning a diploma within four years. Cohort includes students who were first-time ninth graders in 2016-17 graduating in 2019-20.



School Goals

*Information was not submitted for this section.

School Environment

REGULAR ATTENDERS

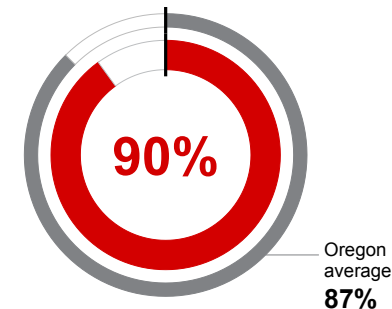
Students who attended more than 90% of their enrolled school days.

For 2020-21 Regular Attenders data please visit:

www.oregon.gov/ode/schools-and-districts/reportcards/reportcards/Pages/Regular-Attenders-2021.aspx

FIVE-YEAR COMPLETION

Students earning a high school diploma or GED within five years.



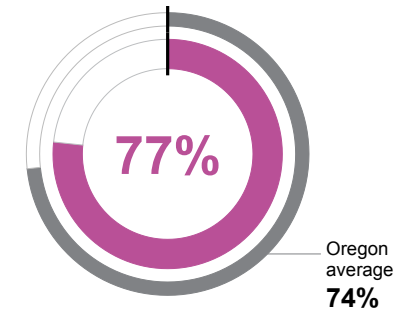
State Goals

The Oregon Department of Education is partnering with school districts and local communities to ensure a 90% on-time, four year graduation rate by 2025. To progress toward this goal, the state will prioritize efforts to improve attendance, provide a well-rounded education, invest in implementing culturally responsive practices, and promote continuous improvement to close opportunity and achievement gaps for historically and currently underserved students.

Academic Progress

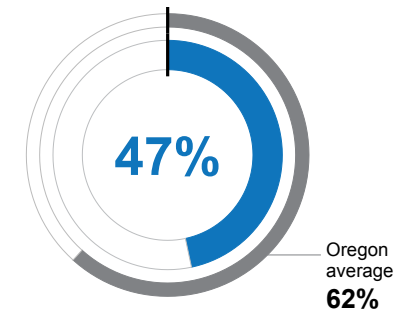
ON-TRACK TO GRADUATE

Students earning one-quarter of graduation credits in their 9th grade year.



COLLEGE GOING

Students enrolling in a two or four year college within 16 months of completing high school in 2017-18. Data from the National Student Clearinghouse.



Safe & Welcoming Environment

*Information was not submitted for this section.



OREGON
DEPARTMENT OF
EDUCATION

Oregon achieves... together!

OREGON AT-A-GLANCE SCHOOL PROFILE CONTINUED

Monroe High School

2020-21

Outcomes

Our Staff (rounded FTE)



10
Teachers



3
Educational
assistants



1
Counselors/
Psychologists



83%
Average teacher
retention rate



80%
% of licensed teachers
with more than 3 years
of experience



Yes
Same principal in
the last 3 years

REGULAR ATTENDERS

American Indian/Alaska Native	
Asian	
Black/African American	
Hispanic/Latino	
Multiracial	
Native Hawaiian/Pacific Islander	
White	
Free/Reduced Price Lunch	
Ever English Learner	
Students with Disabilities	
Migrant	
Homeless	
Talented and Gifted	
Female	
Male	
Non-Binary	

ON-TRACK TO GRADUATE

<10 students or data unavailable
<10 students or data unavailable
<10 students or data unavailable
<10 students or data unavailable
<10 students or data unavailable
<10 students or data unavailable
82%
75%
<10 students or data unavailable
<10 students or data unavailable
<10 students or data unavailable
<10 students or data unavailable
<10 students or data unavailable
<10 students or data unavailable
77%
77%
<10 students or data unavailable

ON-TIME GRADUATION

<10 students or data unavailable
<10 students or data unavailable
<10 students or data unavailable
<10 students or data unavailable
<10 students or data unavailable
<10 students or data unavailable
94%
<10 students or data unavailable
<10 students or data unavailable
<10 students or data unavailable
<10 students or data unavailable
<10 students or data unavailable
<10 students or data unavailable
<10 students or data unavailable
91%
Coming in 2022-23

About Our School

ADVANCED COURSEWORK

*Information was not submitted for this section.

CAREER & TECHNICAL EDUCATION

*Information was not submitted for this section.

EXTRACURRICULAR ACTIVITIES

*Information was not submitted for this section.

PARENT & COMMUNITY ENGAGEMENT

*Information was not submitted for this section.