



OREGON  
DEPARTMENT OF  
EDUCATION

Oregon achieves... together!


# OREGON AT-A-GLANCE SCHOOL PROFILE

## Monroe Grade School

PRINCIPAL: Kathi Holvey | GRADES: K-8 | 600 Dragon Dr, Monroe 97456 | 541-847-5139


2022-23

### Students We Serve




### DEMOGRAPHICS


#### American Indian/Alaska Native



#### Asian




#### Black/African American




#### Hispanic/Latino



#### Multiracial



#### Native Hawaiian/Pacific Islander



#### White



**17%**

Ever English  
Learners



**3**

Languages  
Spoken

**13%**

Students  
with  
Disabilities

**95%**

Required  
Childhood  
Vaccinations

**31%**

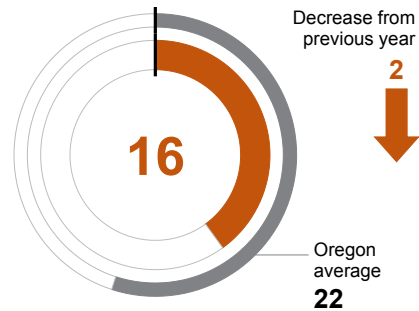
Free/  
Reduced  
Price Lunch

\* <10 students or data unavailable

### School Environment

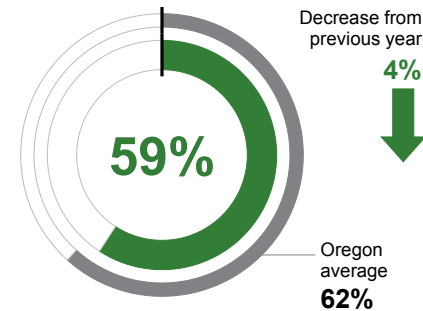
#### CLASS SIZE

Median class size.



#### REGULAR ATTENDERS

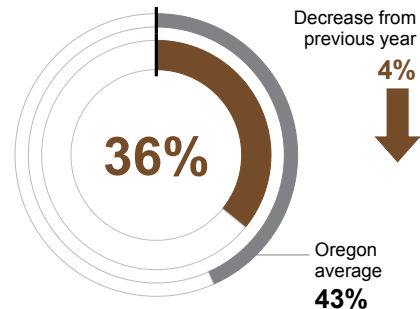
Students who attended more than 90% of their enrolled school days.



### Academic Success

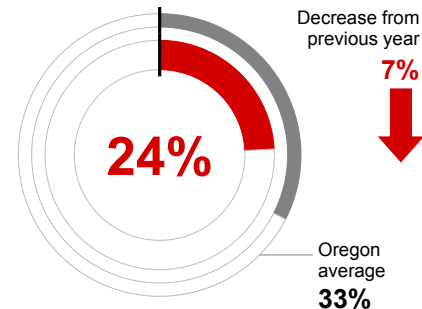
#### ENGLISH LANGUAGE ARTS

Students meeting state grade-level expectations.



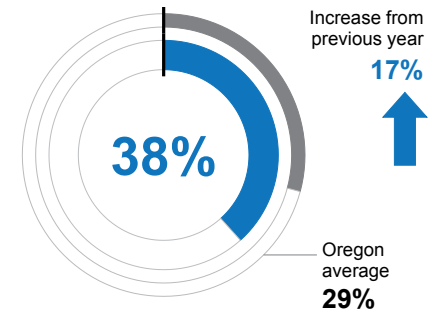
#### MATHEMATICS

Students meeting state grade-level expectations.



#### SCIENCE

Students meeting state grade-level expectations.



### School Goals

By June 1, 2026, 60% of all students in grades K-8 will be reading at benchmark according to Spring benchmark data. By June 1, 2026, 60% of all students in grades K-8 will be at benchmark for math according to Spring benchmark data.

We will increase parent involvement by 20% over the next three years, from 100 to 120 volunteers.

### State Goals

The Oregon Department of Education is partnering with school districts and local communities to ensure a 90% on-time, four year graduation rate by 2027. To progress toward this goal, the state will prioritize efforts to improve attendance, provide a well-rounded education, invest in implementing culturally responsive practices, and promote continuous improvement to close opportunity and achievement gaps for historically and currently underserved students.

### Safe & Welcoming Environment

Our school strives to ensure all students and families feel welcome by building relationships, valuing family input, celebrating the diversity in our community, and promoting equitable opportunities for all students.



**OREGON**  
DEPARTMENT OF  
EDUCATION

Oregon achieves... together!

# OREGON AT-A-GLANCE SCHOOL PROFILE CONTINUED

## Monroe Grade School

2022-23

### Outcomes

#### Our Staff (rounded FTE)



**20**

Teachers



**6**

Educational  
assistants



**1**

Counselors/  
Psychologists/  
Social Workers



**80%**

Average teacher  
retention rate over  
the past three years



**61%**

% of licensed teachers  
with more than 3 years  
of experience



**Yes**

Same principal in  
the last 3 years

#### REGULAR ATTENDERS

American Indian/Alaska Native	<10 students or data unavailable
Asian	<10 students or data unavailable
Black/African American	<10 students or data unavailable
Hispanic/Latino	66%
Multiracial	<10 students or data unavailable
Native Hawaiian/Pacific Islander	<10 students or data unavailable
White	54%
Free/Reduced Price Lunch	60%
Ever English Learner	69%
Students with Disabilities	50%
Migrant	<10 students or data unavailable
Homeless	<10 students or data unavailable
Students in Foster Care	<10 students or data unavailable
Military Connected	<10 students or data unavailable
Talented and Gifted	<10 students or data unavailable
Female	60%
Male	58%
Non-Binary	<10 students or data unavailable

#### ENGLISH LANGUAGE ARTS

<10 students or data unavailable
<10 students or data unavailable
<10 students or data unavailable
12%
<10 students or data unavailable
<10 students or data unavailable
50%
33%
7%
7%
<10 students or data unavailable
<10 students or data unavailable
<10 students or data unavailable
<10 students or data unavailable
<10 students or data unavailable
40%
32%
<10 students or data unavailable

#### MATHEMATICS

<10 students or data unavailable
<10 students or data unavailable
<10 students or data unavailable
8%
<10 students or data unavailable
<10 students or data unavailable
33%
21%
<5%
8%
<10 students or data unavailable
<10 students or data unavailable
<10 students or data unavailable
<10 students or data unavailable
<10 students or data unavailable
23%
25%
<10 students or data unavailable

### About Our School

#### BULLYING, HARASSMENT, AND SAFETY POLICIES

We explicitly teach social emotional skills at all grade levels. We have an active PBIS system and utilize restorative practices in order to promote the health and safety of all students.

#### EXTRACURRICULAR ACTIVITIES

- 5th-8th Grade Athletics
- Robotics Club
- Student Leadership - Middle School
- SMILE Club
- Drama

#### PARENT ENGAGEMENT

We have an active parent group that meets monthly and supports the school in providing field-trips, additional resources for teachers, and much more. In addition, we strive to increase parent involvement through active communication and community outreach. Parents are encouraged to participate in the classrooms and all school activities. Partnership is crucial in student academic achievement and engagement.

#### COMMUNITY ENGAGEMENT

Each year we have a Food Drive to support the Monroe families in providing holiday meals. In addition, we have various school activities such as Science Night and our annual Winter Concert that the community is invited to attend. These events are highly attended!