



OREGON  
DEPARTMENT OF  
EDUCATION

Oregon achieves... together!


# OREGON AT-A-GLANCE DISTRICT PROFILE

## Monroe SD 1J

2022-23


SUPERINTENDENT: Bill Crowson | 365 N Fifth St, Monroe 97456 | 541-847-6292

### Students We Serve




### DEMOGRAPHICS


#### American Indian/Alaska Native



#### Asian




#### Black/African American




#### Hispanic/Latino



#### Multiracial



#### Native Hawaiian/Pacific Islander



#### White



**16%**

Ever English  
Learners



**3**

Languages  
Spoken

**14%**

Students  
with  
Disabilities

**13%**

Mobile  
Students

**32%**

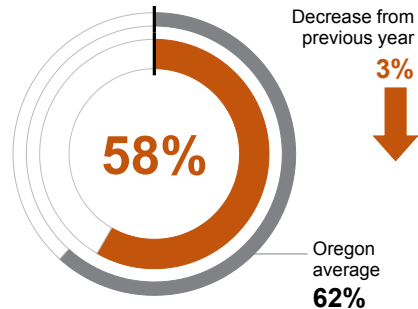
Free/  
Reduced  
Price Lunch

\*<10 students or data unavailable

### District Environment

#### REGULAR ATTENDERS

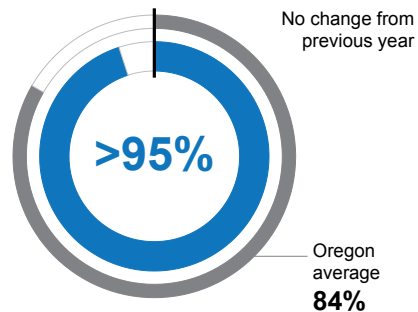
Students who attended more than 90% of their enrolled school days.



### High School Success

#### ON-TRACK TO GRADUATE

Students earning one-quarter of graduation credits in their 9th grade year.



### District Goals

Monroe School District Board of Directors has identified five priority areas for our schools:

- Build five-year district-wide maintenance plan.
- Continue to build and expand CTE programs across the district.
- Continue to emphasize communication at all levels.
- Use data to identify possible learning gaps.
- Monitor Special Education department.

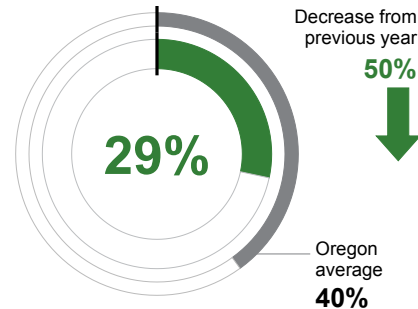
Using these Board established areas of priority, Monroe School District will develop and create specific target goals to address them.

### Academic Success

#### Grade 3

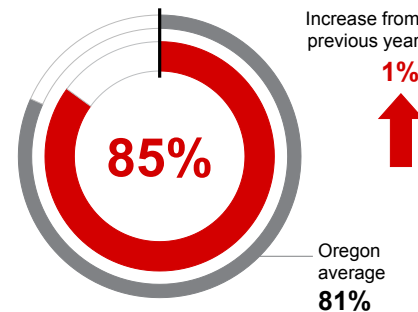
#### ENGLISH LANGUAGE ARTS

Students meeting state grade-level expectations.



#### ON-TIME GRADUATION

Students earning a diploma within four years. Cohort includes students who were first-time ninth graders in 2018-19 graduating in 2021-22.



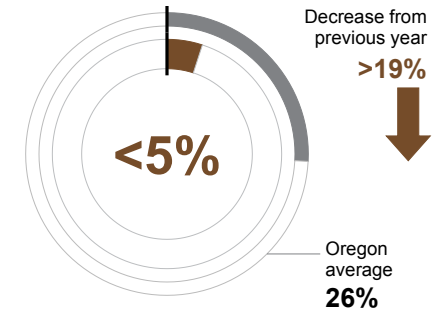
### State Goals

The Oregon Department of Education is partnering with school districts and local communities to ensure a 90% on-time, four year graduation rate by 2027. To progress toward this goal, the state will prioritize efforts to improve attendance, provide a well-rounded education, invest in implementing culturally responsive practices, and promote continuous improvement to close opportunity and achievement gaps for historically and currently underserved students.

#### Grade 8

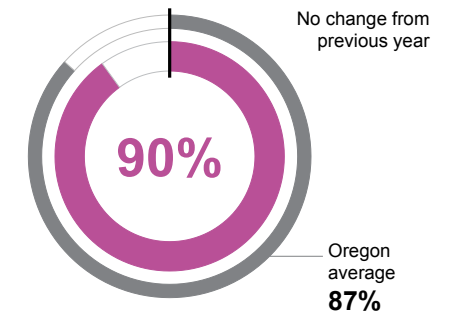
#### MATHEMATICS

Students meeting state grade-level expectations.



#### FIVE-YEAR COMPLETION

Students earning a high school diploma or GED within five years. Cohort Includes students who were first-time ninth graders in 2017-18 finishing in 2021-22.





**OREGON**  
DEPARTMENT OF  
EDUCATION

*Oregon achieves... together!*

# OREGON AT-A-GLANCE DISTRICT PROFILE CONTINUED

## Monroe SD 1J

### Outcomes

2022-23

#### Our Staff (rounded FTE)



**3**

Administrators



**29**

Teachers



**8**

Educational  
assistants



**2**

Counselors



**0**

Social Workers



**0**

Licensed  
Librarians



**<1**

Psychologists



**75%**

% of licensed teachers  
with more than 3 years  
of experience

#### REGULAR ATTENDERS

American Indian/Alaska Native	<10 students or data unavailable
Asian	<10 students or data unavailable
Black/African American	<10 students or data unavailable
Hispanic/Latino	63%
Multiracial	62%
Native Hawaiian/Pacific Islander	<10 students or data unavailable
White	56%
Free/Reduced Price Lunch	53%
Ever English Learner	67%
Students with Disabilities	49%
Migrant	<10 students or data unavailable
Homeless	30%
Students in Foster Care	<10 students or data unavailable
Military Connected	<10 students or data unavailable
Talented and Gifted	<10 students or data unavailable
Female	59%
Male	57%
Non-Binary	<10 students or data unavailable

#### ON-TRACK TO GRADUATE

American Indian/Alaska Native	<10 students or data unavailable
Asian	<10 students or data unavailable
Black/African American	<10 students or data unavailable
Hispanic/Latino	>95%
Multiracial	<10 students or data unavailable
Native Hawaiian/Pacific Islander	<10 students or data unavailable
White	94%
Free/Reduced Price Lunch	92%
Ever English Learner	<10 students or data unavailable
Students with Disabilities	<10 students or data unavailable
Migrant	<10 students or data unavailable
Homeless	<10 students or data unavailable
Students in Foster Care	<10 students or data unavailable
Military Connected	<10 students or data unavailable
Talented and Gifted	<10 students or data unavailable
Female	>95%
Male	94%
Non-Binary	<10 students or data unavailable

#### Grade 3 ENGLISH LANGUAGE ARTS

<10 students or data unavailable
<10 students or data unavailable
<10 students or data unavailable
<5%
<10 students or data unavailable
<10 students or data unavailable
44%
<10 students or data unavailable
<10 students or data unavailable
<10 students or data unavailable
<10 students or data unavailable
<10 students or data unavailable
<10 students or data unavailable
<10 students or data unavailable
26%
<10 students or data unavailable
<10 students or data unavailable

#### ON-TIME GRADUATION

<10 students or data unavailable
<10 students or data unavailable
<10 students or data unavailable
<10 students or data unavailable
<10 students or data unavailable
<10 students or data unavailable
87%
85%
<10 students or data unavailable
<10 students or data unavailable
<10 students or data unavailable
<10 students or data unavailable
<10 students or data unavailable
Coming in 2023-24
<10 students or data unavailable
82%
88%
<10 students or data unavailable

#### Grade 8 MATHEMATICS

<10 students or data unavailable
<10 students or data unavailable
<10 students or data unavailable
<10 students or data unavailable
<10 students or data unavailable
<10 students or data unavailable
6%
<10 students or data unavailable
<10 students or data unavailable
<10 students or data unavailable
<10 students or data unavailable
<10 students or data unavailable
<10 students or data unavailable
<10 students or data unavailable
7%
<10 students or data unavailable

#### FIVE-YEAR COMPLETION

<10 students or data unavailable
<10 students or data unavailable
<10 students or data unavailable
<10 students or data unavailable
<10 students or data unavailable
<10 students or data unavailable
88%
80%
<10 students or data unavailable
<10 students or data unavailable
<10 students or data unavailable
<10 students or data unavailable
<10 students or data unavailable
Coming in 2023-24
<10 students or data unavailable
86%
94%
Coming in 2023-24